

RPC Contact Information

RPC Factory

You may contact RPC by using the contact information shown at the bottom of each page in this catalog. To contact a specific person or department within RPC, e-mail us through our website: www.rockfordprocess.com. Once you are on the RPC website's home page, click on "Contact Us" at the bottom of the page. An e-mail form will appear. Next, select the individual and department to whom you want to contact. Then send us your message. We will be prompt with our response. You may also e-mail us by using this address: sales@rockfordprocess.com

RPC Sales Representatives and Distributors

Contact information for RPC sales representative and distributors can be obtained by calling RPC or by visiting the RPC website: www.rockfordprocess.com. If using the RPC website, click on "Casework Hardware" on the home page. Once on the casework hardware page, click on a "Sales Representative" or "Distributor" in the territory in which you are looking to access the specific contact information.

Institutional Casework Hinge Glossary

Barrel

The portion of a hinge formed by knuckles of the door leaf and side panel leaf when joined by the pin.

Door Wing

In a five-knuckle hinge, it is the hinge leaf that is mounted to the door. It has two knuckles.

Flush

A solid door that sits within the cabinet opening so that the front surface of the door is even with the front of the cabinet side panel.

Hospital Tip

A hinge barrel whose ends are beveled towards each other.

Inset

Regarding Wire Doors: The wire door sets or rests inside the cabinet opening with the vertical wire members flush with the side panels. See Flush.

Knuckle

The curled hollow portion of a hinge through which the hinge pin is inserted. Also known as a curl.

Leaf

The segment of the hinge extending outward from the knuckle, which rotates around the hinge pin.

Lipped

A door with a rabbet cut around the back edge of the door's perimeter. The back portion of the door recesses into the cabinet. The remaining front part of the door will overlay the cabinet side panel.

Non-Removable Pin

A hinge pin secured by a knurl on the pin and spun on both ends or by other means.

Onset

Regarding Wire Doors: The wire door frame sets or rests in front of the side panels.

Overlay

A door, which is mounted to the front of the cabinet and covers a portion of the cabinet side panel.

Pin

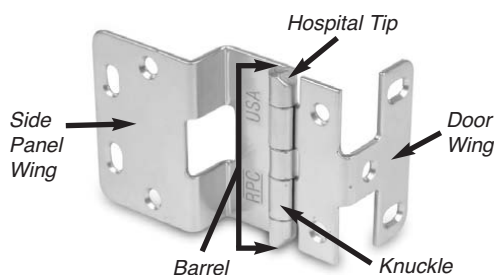
A rod or wire form that is inserted through the hinge knuckles to join two hinge leaves.

Reveal

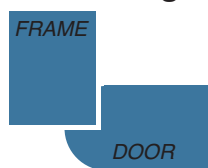
In an overlay door mounting application, the exposed portion of the cabinet side panel not covered by the door when closed.

Side Panel Wing

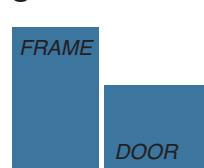
In a five-knuckle hinge, it is the hinge leaf that is mounted to the cabinet side panel. It has three knuckles.



Door Mounting Configurations



Lipped Door



Flush Door



Overlay Door

ROCKFORD PROCESS CONTROL, INC.

2020 Seventh Street • Rockford, IL 61104

Phone: 815-966-2000 • Fax: 815-966-2026

sales@rockfordprocess.com

www.rockfordprocess.com