


# THE RPC GRAVITY LOCK


- Eliminates the need and expense of a keyed door lock on one door when cabinet door security is required.
- The door automatically locks when shut, independent of the adjacent door with key lock.

**How it works:** A pivoting bolt mounted in the wood partition of the cabinet, supported by a bracket and pivot screw, catches the door mounted strike, latching the door shut.



To unlock the door, open the mating door to gain access to the gravity lock bolt. Simply press down on the bolt, pivoting the latching end upwards. This disengages the bolt from the door strike which allows the door to open. When the mating door with primary key lock is shut, access to the secondary gravity lock is denied.


## *A secondary locking system for partitioned, two door cabinets.*



**Strike Plate**  
1-1/8" Deep  
0.060" (16ga)

**Bolt:** 2-1/2" Long  
1/2" Wide  
.120" (11 ga)

**Bracket:** 1-1/2" High  
0.060" (16ga)



Bolt, Bracket and Strike Plate are made of brushed 304 stainless steel.

Part No.	Partition Thickness in. [mm]	All Packages Include:
GL01	3/4" (19.1mm)	(One) #9 x 2-1/2" Phillips head pivot screw.
GL02	13/16" (20.6mm)	(Two) #6 x 1/2" Phillips pan head sheet metal screws.
GL03	1" (25.4mm)	All screws are bright zinc plated.